

## DSX CableAnalyzer™ Series

### At a Glance

The DSX CableAnalyzer™ Series is the copper certification solution of the Versiv™ cabling certification product family. The DSX Series includes the DSX-8000, which can certify cabling up to Cat 8 / 2 GHz, and the DSX-5000 which can certify up to Cat 6A / Class FA / 1GHz. The Versiv line also includes **fiber OLTS certification**, **OTDR**, and **fiber inspection** modules. Versiv reduces overall certification costs by up to 2/3, adding up to 10% to the bottom line of every job. While the fastest test time (8 seconds for Cat 6A) plays a part, the system is designed from the ground up to reduce errors and streamline certification. Full integration with the **LinkWare Live cloud service** lets the Project Manager remotely set up the testers, monitor job progress and even locate tester from any smart device.

With the DSX CableAnalyzer and Versiv, you'll save money every time you use it.



### Overview

The DSX CableAnalyzer Series copper test solution enables testing and certification of twisted pair cabling for up to 40 Gigabit Ethernet deployments and will handle any cabling system whether it is a Cat 5e, 6, 6A, 8 or Class FA and I/II. Certifying a cable is one part of a process that starts with system design and ends with system acceptance. The faster that process goes, the more profitable you'll be. Unfortunately, there are a lot of things that slow the process down – setting up the tester incorrectly, testing to the wrong limits, waiting for skilled technicians to analyze and troubleshoot failures, misinterpretation of results, and producing test reports that customers cannot understand.

As part of the **Versiv cabling certification** product family, the DSX CableAnalyzer Series provides accurate, error-free certification. In the installation business there are multiple teams, varying media types and multiple testing requirements. The difference between being profitable or not is just a few percentage points. The DSX certifies copper cabling, complies with all standards including Level VI/2G accuracy, making jobs easier to manage, and getting to system acceptance faster. It's not just for the expert technicians and Project Managers. Individuals of various skill levels can improve the set-up, operation, test reporting, and simultaneously manage diverse projects.

#### Unique features:

- Versiv enables users to accomplish more than ever with a cable tester, by accelerating every step of the testing process
- LinkWare Live cloud service lets the Project Manager remotely set up the testers, monitor job progress and even locate tester from any smart device
- ProjX™ management system eases tasks from initial set-up of a job to system acceptance. It eliminates redundant steps, and ensures that all tests are completed correctly the first time, and every time

- Taptive™ user interface puts advanced data analysis and easy set-up and operation at the fingertips of technicians of all skill levels
- LinkWare PC management software provides unmatched analysis of test results and professional test reports
- The DSX reduces the time required to fix cabling faults with dedicated diagnostics, a simple test that locates the problem



#### Performance:

- Eight second Cat 6A test time contributes to the fastest way to gain certification
- Graphically displays the source of failures including crosstalk and distance to shield faults for faster troubleshooting
- Manage up to 12,000 Cat 6A test results with full graphics
- Capacitive touchscreen allows quick tester setup with easily selectable cable types, standards and testing parameters
- Over 1 billion links reported on LinkWare PC management software
- Integrated Wi-Fi allows you to easily upload results to LinkWare™ Live

#### Standards:

- Compliant with ANSI/TIA-1152-A Level 2G and proposed standard IEC 61935-1 Ed. 5 Level VI field tester accuracy requirements to 2000 MHz
- Supports the complete suite of Resistance Unbalance standards needed for Power over Ethernet (PoE) – IEEE 802.3bt, ANSI/TIA/EIA-568, ISO/IEC 11801 series documents
- TCL and ELTCTL measurements compliant to IEC 61935-1-1 (Draft)

- Screen continuity along path of cabling

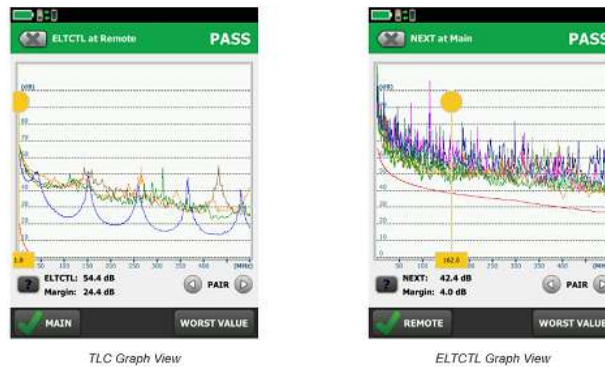
## Versiv Platform is Ready for Today's and Tomorrow's Jobs

**Electrically centered plug design is compliant with TIA Level 2G and IEC Level VI accuracy requirements to 2000 MHz with a future-ready design to support all hardware upgrades**

The DSX CableAnalyzer Series enables cable testing and certification for network deployments up to 40 Gigabit Ethernet – whether it is an existing Cat 5e, 6, 6A, 8 or Class I/II cabling system, the DSX tests to all industry standards. The electrically centered test plug results in the Level 2G/VI accuracy required to support field testing to **Cat 8** / Class I/II, 2000 MHz. The DSX exceeds the IEC Level VI and TIA Level 2G specifications assuring you of higher confidence in results over the full frequency range. Higher performance cabling systems like **Cat 8** require more precise measurement to ensure they are providing the noise immunity required by 25G and 40G applications. Additionally, complex Alien Crosstalk link-to-link certification is simplified by integrating the measurement capability into each copper module up to 40GBASE-T testing.

The DSX is the first field tester to support balance measurements including Transverse Conversion Loss (TCL) and Equal Level Transverse Conversion Transfer Loss (ELTCTL). TCL and ELTCTL are important measurements found in the cabling standards. They define a minimum performance for balance, a key parameter to help determine noise immunity. Industrial network owners/operators are especially interested in this property due to the higher level of electromagnetic interference (EMI) within the industrial environment.

Fluke Networks' DSX CableAnalyzer Series has obtained Intertek (ETL) verification in accordance with the ANSI/TIA-1152-A specification for Level 2G test equipment. (Report on file.)



## ProjX Management System Manages Complex Jobs with Ease

**Manage up to 12,000 Cat 6A test results with full graphics**

Managing the testing of multiple jobs with multiple teams, testers, and requirements is time consuming and a source of errors. Increasingly larger jobs make project organization more important than ever. The ProjX management system on the DSX CableAnalyzer Series provides individual project files for all job specific details to be saved under a simple name, eliminating the need to re-enter job specific details after starting a project. This minimizes set-up errors or lost files when switching from one job to another or utilizing multiple testers on a single job. In addition, it provides test results by cable ID, merges any changes without duplicates and defaults to the last copper or fiber module installed. ProjX management system provides real time status to completion on each job with a 0-100% scale and gives the operator the option to isolate any test requiring a second look and helps to assure nothing is overlooked. The "Fix Later" selection creates a punch list or automatic to do list for correcting any workmanship issues. ProjX enables project managers and crew leaders to be truly efficient.





Project Menu screen shows percent complete per job



Project specific screen shows up to the minute project details

## Taptive User Interface Simplifies Set Up, Eliminates Errors and Speeds Troubleshooting

### Capacitive touchscreen allows quick tester setup and supports all standards

Taptive user interface is easy enough for even the newest technician to perform tests across multiple media types and testing requirements. The capacitive Taptive user interface makes all jobs easily accessible from the menu screen. Touch the job you're working on and the large display confirms the test that needs to be performed, animated instructions simplify setting the configuration making correct testing assured.



Simple Set up



Quickly enter Cable Ids with the capacitive touchscreen

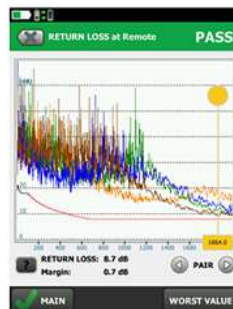
## Performs with Unsurpassed Speed

### Eight second Cat 6A test time and the fastest way to submit your certification results

No tester offers so much speed for so many tests. Complete copper certification to Cat 6A in 8 seconds or certify two fibers at two wavelengths in just 3 seconds. Endorsements by cabling vendors worldwide assure that Versiv is the fastest way to project completion and system acceptance. Quickly get a Pass or Fail result and easily review individual test parameters by value or drill into specific area on a graph.



Passing test result



Return loss graph

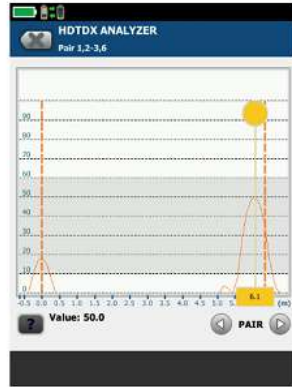


Pinch and zoom for more detail

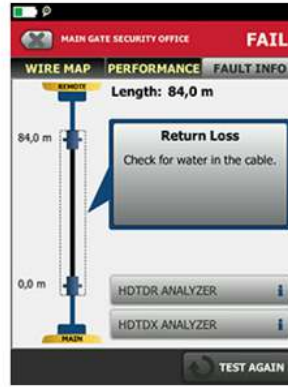
## Troubleshoot Like an Expert

**Graphically displays the source of failures including crosstalk and distance to shield faults for faster troubleshooting**

The DSX reduces the time required to fix cabling faults with dedicated diagnostics, a simple 1 button test runs all tests and saves all data. The graphical results screen allows you to look down the cable to see exactly where any cross talk, return loss or shield faults are located on any given link. Previous testers had frequency limits of their diagnostic capabilities of up to 250 MHz only, but the DSX CableAnalyzer Series removes this limitation. This common view is easily interpreted by novice and expert users alike to isolate and act on any failed results quickly and is stored with the test result for remote analysis.



*High Definition Time Domain Cross talk (HTDTX) shows the far end connection is clearly the issue*

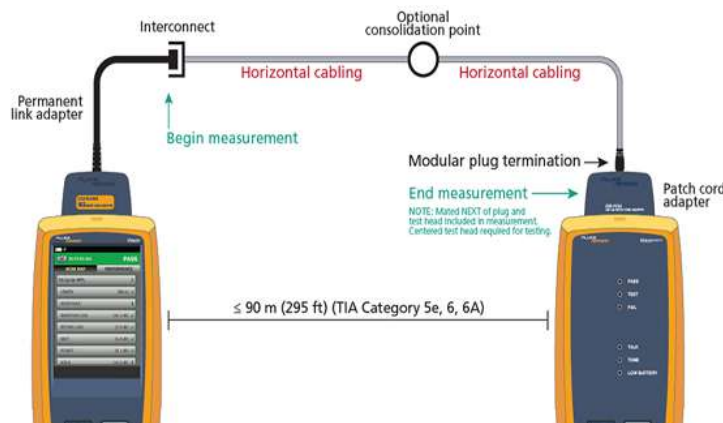


*Features simple diagnostics based on decades of Fluke Networks troubleshooting experience*

## MPTL Certification

There may be scenarios where a typical four-connector channel is not used when connecting these types of devices— especially those that reside in the ceiling space where it is impractical to install a faceplate. Instead, there is just one patch cord in the telecommunications room and the permanent link is terminated at the other end with a plug so it can plug directly into the device, essentially eliminating the equipment cord. This creates what is now known as a Modular Plug Terminated Link, or MPTL.


The DSX CableAnalyzer™ is capable of certifying MPTL by using a patch cord adapter on one end and a permanent link on the opposite end (see image below).



The patch cord adapters support Category 5e, 6, and 6A performance levels and work with all DSX CableAnalyzer™ models. The latest version of the Versiv/DSX firmware is required to use the MPTL testing limits.

Shield continuity historically is a direct current (DC) measurement with no distance to fault available. Other testers run a simple resistance test to verify that the shield has continuity. These tests have been shown to be inaccurate, sometime confusing a ground path as shield continuity and not correctly identifying a break in the shield. Other testers may tell you there is a break in a shield, but not pinpoint the exact location giving no indication of where to start rework. The DSX CableAnalyzer Series is the first field tester to report distance to any shield integrity issues, reporting the true status of the screen continuity. This is

especially important in datacenters and **Cat 8** installations where screen continuity is critical to maintaining alien crosstalk performance of screened cabling.



Wiremap – shows distance to fault, break and short

## DSX CableAnalyzer Series Family

The DSX CableAnalyzer Series family is based on two modules: the DSX2-5000 and DSX2-8000. The DSX2-5000 certifies twisted pair Cat 5e, 6, 6A and Class FA cabling with limits up to 1000 MHz. The DSX2-8000 certifies twisted pair Cat 5e, 6, 6A, **Cat 8** and Class I/II cabling with limits up to 2000 MHz.

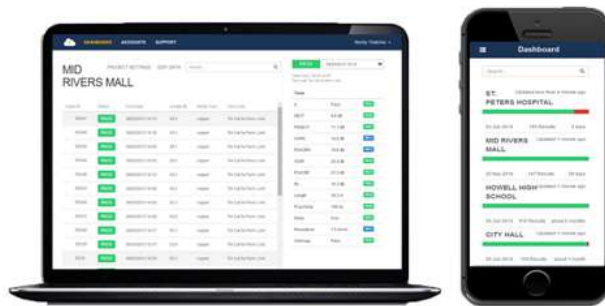
	Copper Certification	
	DSX-8000 CableAnalyzer™	DSX-5000 CableAnalyzer™
Cat 6A / Class EA test time	8 seconds	10 seconds
Cat 8 / Class I/II test time	16 seconds	
HDTDx/HDTDR diagnostic test times	≈ 3 seconds	≈ 3 seconds
Internal memory	≈ 5,000 Cat 8 with plots; ≈ 12,000 Cat 6A with plots	≈ 12,000 Cat 6A with plots
>Level V Accuracy (1 GHz)	✓	✓
Level VI/2G Accuracy (2 GHz)	✓	
Resistance Unbalance measurement	✓	✓
Shield integrity check and distance to fault	✓	✓
TCL measurement	✓	✓
ELTCTL measurement	✓	✓
CDNEXT measurement	✓	✓
CMRL measurement	✓	✓
Built-in Alien XTalk capability	✓	✓

Channel Adapter	2 GHz Range	1 GHz Range
Permanent Link Adapter	2 GHz Range	1 GHz Range
<b>Optional accessories</b>		
Patch cord adapter	Cat 5e, 6 and 6A patch cord	at 5e, 6 and 6A patch cord
Coax Adapter	✓	✓
M12 Adapter	✓	✓
TERA Adapter	✓	✓
GG45/ARJ45	✓	✓

## LinkWare Live

LinkWare Live is a cloud-based service that lets you manage certification jobs anytime, anywhere, with anyone on any device. With LinkWare Live, you can

- Keep track of every test on every job. Get an overview of every project from any smart device. Drill down to each individual test. Instantly receive notification of incorrect test setting or cable IDs.
- Get it right the first time. Define cable IDs and test settings from your PC or tablet. Then send them to the testers or compatible labelers at the jobsite for mistake-free testing and labeling.
- Keep your testers up to date. Standards can change without notice, and an out-of-date test report can mean hours of re-testing. LinkWare Live automatically ensures your testers are running the latest.
- Stop wasting time and gas driving testers back to the office. Upload your test results straight from the job site to LinkWare Live over Wi-Fi. Then download them automatically to the right job for fast report generation with LinkWare PC.
- Avoid Project Delays. Track the last used location and monitor the status of all testers to ensure they are always calibrated and running the latest firmware.
- Supports all Versiv models: DSX CableAnalyzer Series, CertiFiber Pro, OptiFiber Pro, and the FI-7000.




## LinkWare PC Management Software

Leveraging the popular and multi-featured LinkWare PC management software application, DSX CableAnalyzer Series users can easily access the ProjX management system data, generate reports, and upgrade the software in their testers. Project Managers have full capabilities to manage workflow and consolidate test results. Users can provide the finishing touch by adding their company logo to the report and offer it unaltered to their customers for system acceptance purposes. Keep your business tools simple, no matter which Fluke Networks copper or fiber tester you are using, LinkWare PC is the software package that reports it all.

Now with LinkWare Stats, the new automated statistical report option, you can move above and beyond the page-per-link report and see your entire cabling infrastructure. It analyzes and transforms LinkWare PC test results data into charts and diagrams that reveal your cabling plant performance; this report summarizes your entire cabling infrastructure in a compact, graphical format that makes it easy to verify margins and to spot anomalies.

## LinkWare PC Report



*LinkWare Stats summarizes all project data*



*New versions of LinkWare PC are always backwards compatible with previous versions, so you can stay current and always integrate tests from different testers into test report.*



## DSX CableAnalyzer Series Specifications

Cable Types	
Shielded and unshielded pair LAN cabling	TIA Cat 3, 4, 5, 5e, 6, 6A, 8: 100 Ω ISO/IEC Class C, D, E, EA, F, FA and I/II: 100 Ω and 120 Ω

Standard Link Interface Adapters	
Permanent link adapters	Plug type: shielded RJ45
	Optional Plug type: ARJ45/GG45
Channel Adapters	Jack type: shielded RJ45
	Optional Jack type: Tera, GG45/ARJ45

Test Standards	
TIA	Cat 3, 4, 5, 5e, 6, 6A, 8 per TIA 568 Series



ISO/IEC	Class C, D, E, EA, F, FA, I/II certification per ISO/IEC 11801 Series
Maximum frequency	DSX-8000: 2000 MHz; DSX-5000 1000 MHz

General Specifications	
Autotest Time	<b>DSX-8000:</b> Full 2-way Autotest of Cat 5e or 6/Class D or E: <b>7 seconds</b> Full 2-way Autotest of Cat 6A/Class EA: <b>8 seconds</b> Full 2-way Autotest of Cat 8: <b>16 seconds</b> <b>DSX-5000:</b> Full 2-way Autotest of Cat 5e or 6/Class D or E: <b>9 seconds</b> Full 2-way Autotest of Cat 6A/Class EA: <b>10 seconds</b>
Support test parameters (The selected test standard determines the test parameters and the frequency range of the tests)	Wire Map, Length, Propagation Delay, Delay Skew, DC Loop Resistance, Pair-to-Pair Resistance Unbalance, Pair Resistance Unbalance, Insertion Loss (Attenuation), Return Loss (RL), Common Mode Return loss (CMRL), Near End Crosstalk (NEXT), Far End Crosstalk (FEXT), Attenuation-to-crosstalk Ratio (ACR-N), ACR-F (ELFEXT), Power Sum ACR-F (ELFEXT), Power Sum NEXT, Power Sum ACR-N, Power Sum Alien NEXT (PS ANEXT), Power Sum Alien Attenuation NEXT Ratio Far End (PS AACR-F), Common Mode to Differential Mode NEXT (CDNEXT), Transverse Conversion Loss (TCL), Equal Level Transverse Conversion Transfer Loss (ELTCTL)
Input protection	Protected against continuous telco voltages and 100 mA over-current. Occasional ISDN over-voltages will not cause damage
Display	5.7 in LCD display with a projected capacitance touchscreen
Case	High impact plastic with shock absorbing overmold
Dimensions	Main Versiv unit with DSX module and battery installed: 2.625 in x 5.25 in x 11.0 in (6.67 cm x 13.33 cm x 27.94 cm)
Weight	Main Versiv unit with DSX module and battery installed: 3 lbs, 5oz (1.28 kg)
Main unit and remote	Lithium ion battery pack, 7.2 V
Typical battery life	8 hours
Charge time*	Tester off: 4 hours to charge from 10 % capacity to 90 % capacity
Languages supported	English, French, German, Italian, Japanese, Portuguese, Spanish, Chinese, Korean, Russian, Trad Chinese, Czech, Polish, Swedish, Hungarian
Calibration	Service center calibration period is 1 year
Integrated Wi-Fi	Meets IEEE 802.11 a/b/g/n; dual band (2.4 GHz and 5 GHz)

Environmental Specifications	
Operating Temperature	32° F to 113° F (0° C to 45° C)
Storage Temperature	-22° F to +140° F (-30° C to +60° C)
Operating relative humidity (% RH without condensation)	0% to 90%, 32° F to 95° F (0° C to 35° C)
	0% to 70%, 95° F to 113° F (35° C to 45° C)

Vibration	Random, 2 g, 5 Hz-500 Hz
Shock	1 m drop test with and without module and adapter
Safety	CSA 22.2 No. 61010, IEC 61010-1 3rd Edition
Operating altitude	13,123 ft (4,000 m) 10,500 ft (3,200 m) with ac adapter
EMC	EN 61326-1

## Ordering Information

### DSX2-8000 Wireless models

Model	Description
DSX2-8000	2GHZ DSX-8000 CableAnalyzer with Wi-Fi
DSX2-8000/GLD	2GHZ DSX-8000 CableAnalyzer with Wi-Fi and 1 YR Gold Support
DSX2-8000MI	2GHZ DSX-8000 CableAnalyzer with Multimode OLTS, Fiber Inspection and Wi-Fi
DSX2-8000MI/GLD	2GHZ DSX-8000 CableAnalyzer with Multimode OLTS, Fiber Inspection, Wi-Fi and 1 YR Gold Support
DSX2-8000QI	2GHZ DSX-8000 CableAnalyzer with Quad OLTS, Fiber Inspection and Wi-Fi
DSX2-8000QI/GLD	2GHZ DSX-8000 CableAnalyzer with Quad OLTS, Fiber Inspection, Wi-Fi and 1 YR Gold Support
DSX2-8000QOI	2GHZ DSX-8000 CableAnalyzer with Quad OLTS, Quad OTDR, Fiber Inspection and Wi-Fi
DSX2-8000QOI/GLD	2GHZ DSX-8000 CableAnalyzer with Quad OLTS, Quad OTDR, Fiber Inspection, Wi-Fi and 1 YR Gold Support
DSX2-8000-PRO	Versiv Professional Kit with DSX-8000 CableAnalyzer, Quad OLTS, Quad OTDR, Fiber Inspection, Wi-Fi and a full complement of product accessories.
DSX2-8000-PRO/GLD	Versiv Professional Kit with DSX-8000 CableAnalyzer, Quad OLTS, Quad OTDR, Fiber Inspection, Wi-Fi and a full complement of product accessories and 1 YR Gold Support.

### DSX2-8000 Non-Wireless models

Model	Description
DSX2-8000-NW	2GHZ DSX-8000 CableAnalyzer
DSX2-8QOI-NW	DSX2-8000QOI with Integrated Wi-Fi disabled
DSX2-8QOI/GLD-NW	DSX2-8000QOI with Integrated Wi-Fi disabled and 1 YR Gold Support

DSX2-8-PRO-NW	DSX2-8000-PRO with integrated Wi-Fi disabled
DSX2-8000PRONW/GLD	DSX2-8000-PRO with integrated Wi-Fi disabled and 1 YR Gold Support

## DSX2-8000 Accessories

Model	Description
DSX-8000-ADD	DSX-8000 Add-on Kit
DSX2-8000-ADD-R	DSX2-8000 Add-on Kit with Remote (not compatible with original Versiv main)
DSX2-8-CFP-Q-ADD/R	DSX2-8000 with Quad OLTS Add-on Kit with V2 Remote (not compatible with original Versiv main)
DSX-8000-OFQ-Q-ADD	DSX-8000 with Quad OTD Add-on Kit
DSX-PLA804S	DSX-8000 Cat 8/Class I Permanent Link Adapter Set
DSX-PLA804	Single Permanent Link Adapter for DSX2-8000
DSX-PLA804-RKIT	Cat 8 PLA Adapter – Plug Replacement Kit
DSX-CHA804S	DSX-8000 Cat 8/Class I Channel Adapter Set
DSX-CHA804	Single Channel Adapter for DSX2-8000
DSX-CHA-8-TERA-S	DSX-8000 TERA Channel Adapter Set
DSX-PLA-8-TERA-S	DSX-8000 TERA Permanent Link Adapter Set
DSX-8-TERA-KIT	DSX-8000 TERA Permanent Link & Channel Adapter Set
DSX-CHA-8-GG45-S	DSX-8000 GG45/ARJ45 Channel Adapter Set (2 GHz)

## DSX-8000 Gold Support models

Model	Description
GLD-DSX-8000	1 year Gold Support, DSX2-8000 or DSX-8000
GLD3-DSX-8000	3 year Gold Support, DSX2-8000 or DSX-8000
GLD-DSX-8000MI	1 year Gold Support, DSX2-8000MI or DSX-8000MI
GLD3-DSX-8000MI	3 year Gold Support, DSX2-8000MI or DSX-8000MI
GLD-DSX-8000QI	1 year Gold Support, DSX2-8000QI or DSX-8000QI
GLD-DSX-8000QOI	1 year Gold Support, DSX2-8000QOI or DSX-8000QOI
GLD3-DSX-8000QOI	3 year Gold Support, DSX2-8000QOI or DSX-8000QOI

GLD-DSX-8000PRO	1 year Gold Support, DSX2-8000-PRO or DSX-8000-PRO
GLD3-DSX-8000PRO	3 year Gold Support, DSX2-8000-PRO or DSX-8000-PRO
GLD-DSX-8-ADD-R	1 year Gold Support, DSX2-8-ADD-R or DSX-8000-ADD-R
GLD3-DSX-8-ADD-R	3 year Gold Support, DSX2-8-ADD-R or DSX-8000-ADD-R
GLD-DSX8-CFPQADD/R	1 year Gold Support, DSX2-8-CFP-Q-ADD/R or DSX-8-CFP-Q-ADD/R
GLD3-DSX8-CFPQADDR	3 year Gold Support, DSX2-8-CFP-Q-ADD/R or DSX-8-CFP-Q-ADD/R

### DSX2-5000 Wireless models

Model	Description
DSX2-5000	1GHZ DSX-5000 CableAnalyzer with Wi-Fi
DSX2-5000/GLD	1GHZ DSX-5000 CableAnalyzer with Wi-Fi and 1 YR Gold Support
DSX2-5000QI	1GHZ DSX-5000 CableAnalyzer with Quad OLTS, Fiber Inspection and Wi-Fi
DSX2-5000QI/GLD	1GHZ DSX-5000 CableAnalyzer with Quad OLTS, Fiber Inspection, Wi-Fi and 1 YR Gold Support

### DSX2-5000 Non-wireless models

Model	Description
DSX2-5000-NW	1GHZ DSX-5000 CableAnalyzer

### DSX2-5000 Accessories

Model	Description
DSX-ADD	DSX-5000 Add-on Kit
DSX2-ADD-R	DSX2-5000 Add-on Kit with Remote (not compatible with original Versiv main)
DSX2-CFP-Q-ADD-R	DSX2-5000 with Quad OLTS Add-on Kit with Remote (not compatible with original Versiv main)
DSX-OFQ-Q-ADD	DSX-5000 with Quad OTDR Add-on Kit
DSX-PLA011S	DSX-5000 TERA Cat 7A/Class FA PLA Set
DSX-CHA011S	DSX-5000 TERA Cat 7A/Class FA CHA Set
DSX-CHA-5-GG45-S	DSX GG45/ARJ45 Class FA Channel Adapter Set (1 GHz)

## Accessories for the DSX CableAnalyzers Series

Model	Description
VERSIV2 M/RU KIT	VERSIV V2 Main & Remote Upgrade Bundle with Wi-Fi
VERSIV2 M/RU-NW KIT	VERSIV V2 Main & Remote Upgrade Bundle Non-Wi-Fi
DSX-PLA004S	DSX Cat 6A/Class EA Permanent Link Adapter Set
DSX-PLA004-RKIT	Cat 6A/Class EA PLA Adapter – Plug Replacement Kit
DSX-CHA004S	DSXcCat 6A/Class EA Channel Adapter Set
DSX-CHA004	Single Channel Adapter for DSX2-5000
DSX-COAX	DSX Coax Adapter Set
DSX-CHA021S	DSX M12 4-Position Adapter Set
DSX-PC5ES	DSX Patch Cord Test Adapter Set for Cat 5e patch cords
DSX-PC6S	DSX Patch Cord Test Adapter Set for Cat 6 patch cords
DSX-PC6AS	DSX Patch Cord Test Adapter Set for Cat 6A patch cords
DSX-PC5E	Single Patch Cord Adapter for Testing Cat 5e MPTL
DSX-PC6	Single Patch Cord Adapter for Testing Cat 6 MPTL
DSX-PC6A	Single Patch Cord Adapter for Testing Cat 6A MPTL
Versiv-TSET	VERSIV Headphones
VERSIV-BATTERY	VERSIV Battery
VERSIV-ACUN	VERSIV Charger
VERSIV-STRP	VERSIV Hand Strap
VERSIV-STND	VERSIV Demo Stand

## DSX-5000 Gold Support models

Model	Description
GLD-DSX-5000	1 year Gold Support, DSX2-5000 or DSX-5000
GLD3-DSX-5000	3 year Gold Support, DSX2-5000 or DSX-5000
GLD-DSX-5000QI	1 year Gold Support, DSX2-5000QI or DSX-5000QI

GLD3-DSX-5000QI	3 year Gold Support, DSX2-5000QI or DSX-5000QI
GLD-DSX-ADD-R	1 year Gold Support, DSX2-5000-ADD-R or DSX-ADD-R
GLD3-DSX-ADD-R	3 year Gold Support, DSX2-5000-ADD-R or DSX-ADD-R
GLD-DSX-CFP-Q-ADDR	1 year Gold Support, DSX2-CFP-Q-ADD/R or DSX-CFP-Q-ADD-R
GLD3-DSX-CFP-Q-ADD	3 year Gold Support, DSX2-CFP-Q-ADD/R or DSX-CFP-Q-ADD-R

For a complete list of models, options, accessories and specifications please visit [www.flukenetworks.com/dsx](http://www.flukenetworks.com/dsx).

## About Fluke Networks

Fluke Networks is the worldwide leader in certification, troubleshooting, and installation tools for professionals who install and maintain critical network cabling infrastructure. From installing the most advanced data centers to restoring service in the worst weather, our combination of legendary reliability and unmatched performance ensure jobs are done efficiently. The company's flagship products include the innovative LinkWare™ Live, the world's leading cloud-connected cable certification solution with over fourteen million results uploaded to date.

1-800-283-5853 (US & Canada)

1-425-446-5500 (International)

<http://www.flukenetworks.com>

Descriptions, information, and viability of the information contained in this document are subject to change without notice.

Revised: September 4, 2024 9:10 AM

Literature ID: 4342554F

© Fluke Networks 2018